


Happy Healthy Thanksgiving Place Cards




My Name is



Happy Healthy Thanksgiving

My Name is




Happy Healthy Thanksgiving

My Name is



Happy Healthy Thanksgiving

My Name is




Happy Healthy Thanksgiving

My Name is



Happy Healthy Thanksgiving

My Name is



Happy Healthy Thanksgiving

My Name is



Happy Healthy Thanksgiving

My Name is



Happy Healthy Thanksgiving

Happy Healthy Thanksgiving Table Name Cards Activity

Create your personalized Table Name Cards for Thanksgiving activity for Kids.

Supplies:

Construction paper

Colored Markers

Scissors

Glue or Paste or Double-sided tape

Instructions:

Print the sheet with the place cards. To save paper, set the printer to print the first page only.

Cut out the place cards. Use heavy paper if you have it.

Cut out a rectangular shape (about 3.5 x 2.75 inches is good) from construction paper so that it is larger than the place card.

Paste or tape the colored place card to the construction paper

Using the markers, write in your guests name

Place name cards on each plate.



Visit www.ChefSolus.com for free printable worksheets for kids, nutrition education games, puzzles, activities and more!

Copyright © Nourish Interactive, All Rights Reserved