


Summertime Memory Card Game











Visit www.ChefSolus.com for Free [online nutrition games](#), healthy interactive tools, [food group worksheets](#) and activities, recipes and tips!

Copyright © Nourish Interactive, All Rights Reserved



Summertime Memory Card Game

<p>Red Pepper</p>  <p>Summer</p>	<p>Red Pepper</p>  <p>Summer</p>	<p>Beach Ball</p>  <p>Summer</p>	<p>Beach Ball</p>  <p>Summer</p>
<p>Fishing</p>  <p>Summer</p>	<p>Fishing</p>  <p>Summer</p>	<p>Carrot</p>  <p>Summer</p>	<p>Carrot</p>  <p>Summer</p>

Summertime Memory Card Game

Beach
Umbrella



Summer

Beach
Umbrella




Summer

Onion



Summer

Onion



Summer

Pineapple



Summer

Pineapple



Summer

Boat



Summer

Boat



Summer

Summertime Memory Card Game

Swimming




Grains

Swimming




Grains

Strawberry



Summer

Strawberry



Summer

Squash



Summer

Squash



Summer

Beach
Chair



Summer

Beach
Chair



Summer

Summertime Memory Card Game

Game Set-up:

Cut out all the food cards.

To help the cards last longer, glue them to construction paper, sized to be slightly larger than the food cards.

Paper and pencil to write down score.

Optional: laminate cards

Game Directions:

Mix the cards up.

Lay the cards down on a flat surface face down. Each player takes a turn flipping two cards to see if they get a match or not. If they find a match they must remove the two cards from the game. The player with the matched cards will get one point and also will have a chance to go again. If a players' two cards do not match they must turn the cards back over and it is the next players' turn.

Winning:

The player with the most points wins the game. You can also play Memory Tournament by setting a winning score, for example 25 points. The player who reaches 25 points first wins.

Flash Cards:

A alternative way to use these cards can be as flash cards for younger children. Flash cards are a fun way for children to see the food and read the name of the food item. They can start to learn about the different food groups and the different types of foods that belong to certain food groups.

